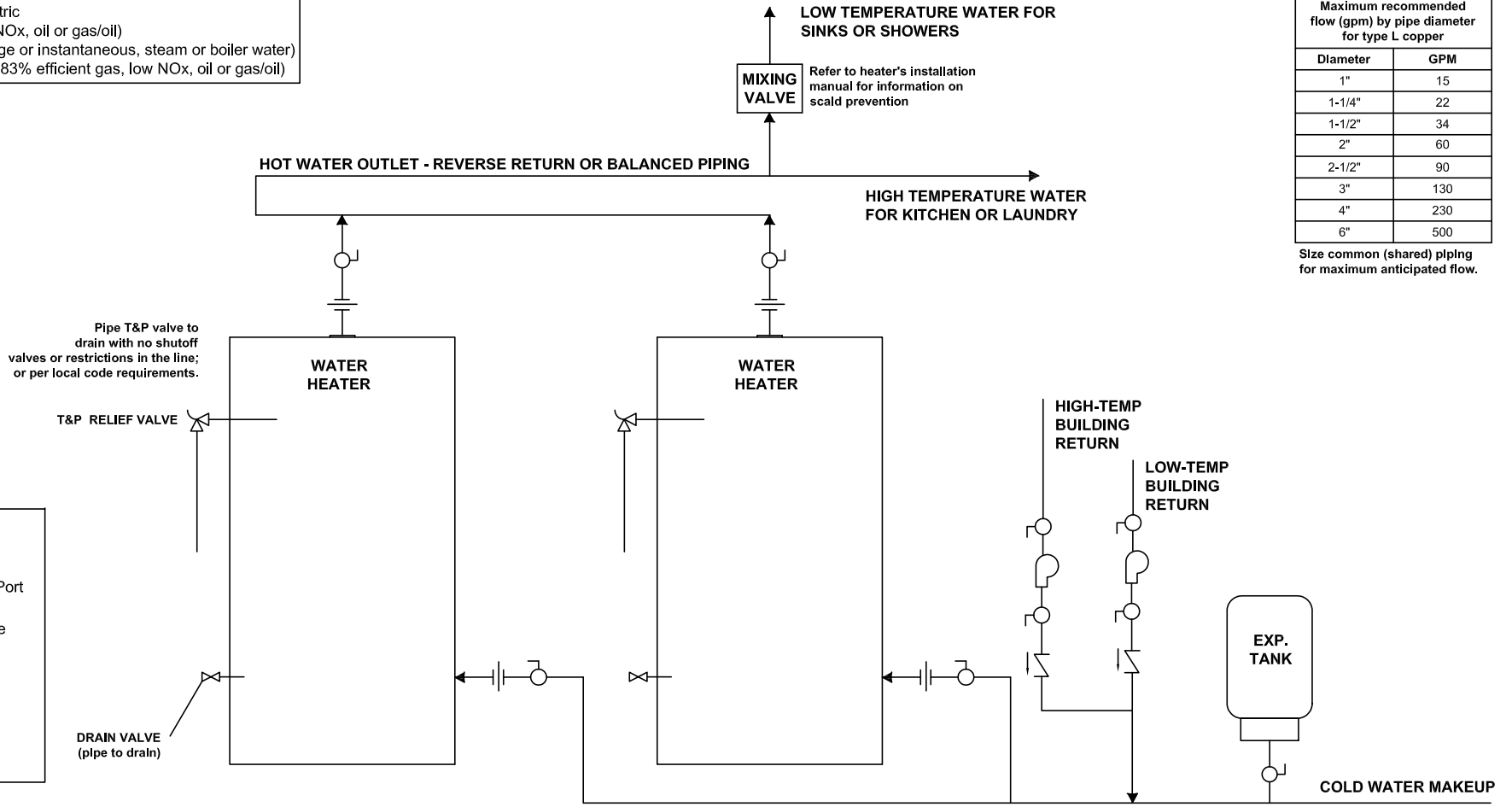


WATER HEATER PIPING GUIDELINE

Two Water Heaters - Dual Hot Outlet Temperatures

FOR: DURAWATT Electric
 Maxim (gas, low NOx, oil or gas/oil)
 QuickDraw (storage or instantaneous, steam or boiler water)
 TURBOPOWER (83% efficient gas, low NOx, oil or gas/oil)







Duplicate piping for T&P and drains for all heaters.



Maximum recommended flow (gpm) by pipe diameter for type L copper	
Diameter	GPM
1"	15
1-1/4"	22
1-1/2"	34
2"	60
2-1/2"	90
3"	130
4"	230
6"	500

Size common (shared) piping for maximum anticipated flow.

LEGEND

-  Pipe Union
-  Ball Valve, Full Port
-  T&P Relief Valve
-  Check Valve
-  Pump
-  Shutoff Valve



PVI Industries, LLC
 Engineered Water Heating Solutions®
 www.pvi.com
 Fort Worth, TX • 800-784-8326