

# User Manual

# Invita® WiFi Thermostat



Download on the  
**App Store**



GET IT ON  
**Google Play**

Works with the  
Watts® Home Mobile App



## ⚠ WARNING



**THINK  
SAFETY  
FIRST**

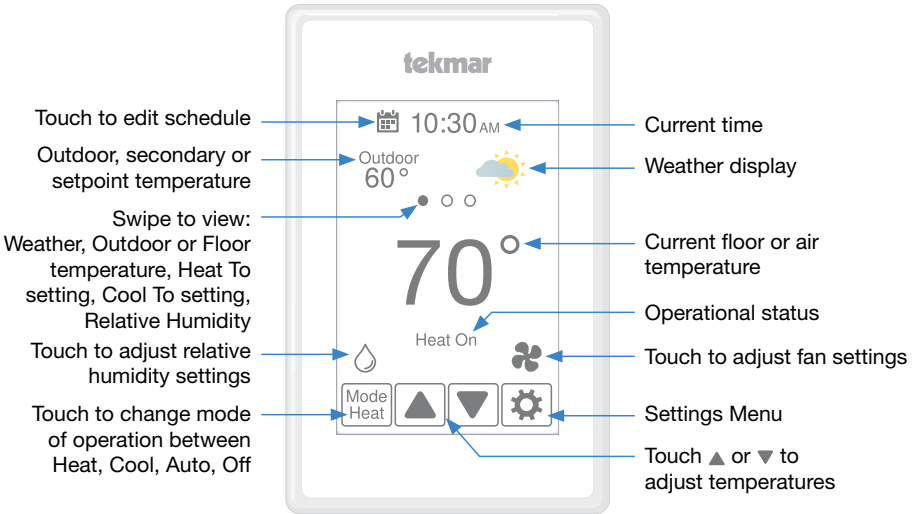
Please read carefully before proceeding with installation. Your failure to follow any attached instructions or operating parameters may lead to the product's failure. Keep this Manual for future reference.

**tekmar**®  
A WATTS Brand


# Getting to Know Your Thermostat

- The thermostat home screen displays all the information about the thermostat.
- After 60 seconds of inactivity, a standby screen is displayed with the time and temperature.
- Simply touch the screen to wake and return to the home screen.


## Invita WiFi Thermostat Display

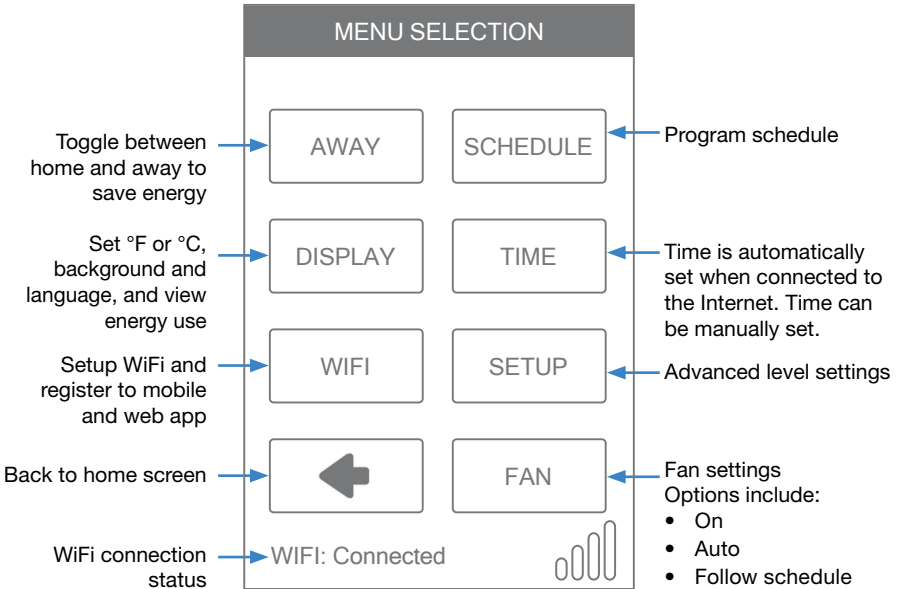


## Symbols

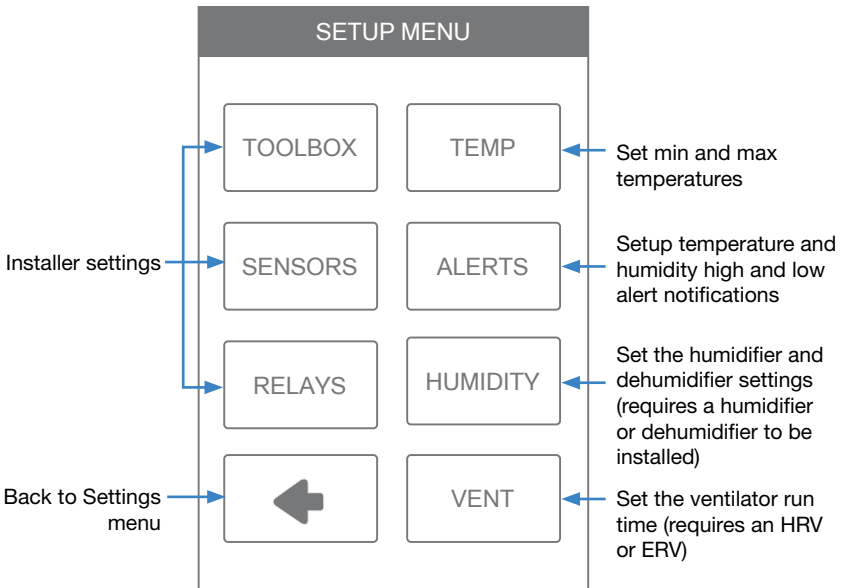
- |  |                        |   |   |
|--|------------------------|---|---|
|   | The fan is on          |   | The info button provides a description of the setting |
|  | The humidifier is on   |  | Ok setting change                                     |
|  | The dehumidifier is on |  | Cancel setting change                                 |

# Settings Menu

Press the  button to enter the settings menu



# Setup Menu for Advanced Settings



# Programming a Schedule

Current group of program days

Go to the next group of program days

Heating temperature

Cooling temperature

Early Start anticipates the time required to heat or cool a room and starts early

Back to home screen

Creates a new schedule

Set to On to follow the schedule. Set to Off to use the same temperature all of the time.

Select skip if you don't want a temperature change

Set schedule start time

Set heating temperature

Set cooling temperature

# Setting Up WiFi

## NOTICE

Before using the WiFi features of this product, you must accept the Terms of Use, as amended from time to time and available at [www.InvitaConnect.com/terms](http://www.InvitaConnect.com/terms). If you do not accept these terms, this product can still be used without WiFi features.

Incorrectly setting the time and date manually may prevent the thermostat from communicating to the mobile app. Automatic time source is recommended when using an Internet connection.

The thermostat includes a step by step tutorial to setup the WiFi connection.

**Tutorial**

Before first using WiFi features of this product, you must accept the Terms of Use available at <https://www.watts.com/terms-of-use> by pressing AGREE below. If you do not accept these terms. This product can still be used without WiFi features.

DISAGREE    AGREE

### Step 1

Agree to Terms of Use.

**WiFi**

Off  
 On

NEXT

### Step 2

Turn on WiFi.

**NETWORK SSID**

Select a network from the list:

Your House ▼

←    CONNECT

### Step 3

Enter wireless network name. It must support WPA2 security encryption.

**Enter Password**

\_\_\_\_\_

A	B	C	D	E	F
G	H	I	J	K	L
M	N	O	P	Q	R
S	T	U	V	W	X
Y	Z		Shft	A/1	Del

←    CONNECT

### Step 4

Enter WiFi password.

**ZIP/Postal**

\_\_\_\_\_

1	2	3	4	5	6
7	8	9	0	-	/
:	;	(	)	\$	&
@	"	.	,	?	!
'	\		Shft	A/1	Del

OK

### Step 5

Enter ZIP or postal code. This determines your location for weather information.

**Time Source**

Automatic  
 Manual

NEXT

### Step 6

Select if the time is set automatically from the Internet or manually.





# Warranty

**Limited Warranty** *The liability of tekmar® under this warranty is limited. The Purchaser, by taking receipt of any tekmar product (“Product”), acknowledges the terms of the Limited Warranty in effect at the time of such Product sale and acknowledges that it has read and understands same.*

The tekmar Limited Warranty to the Purchaser on the Products sold hereunder is a manufacturer’s pass-through warranty which the Purchaser is authorized to pass through to its customers. Under the Limited Warranty, each tekmar Product is warranted against defects in workmanship and materials if the Product is installed and used in compliance with tekmar’s instructions, ordinary wear and tear excepted. The pass-through warranty period is for a period of twenty-four (24) months from the production date if the Product is not installed during that period, or twelve (12) months from the documented date of installation if installed within twenty-four (24) months from the production date.

The liability of tekmar under the Limited Warranty shall be limited to, at tekmar’s sole discretion: the cost of parts and labor provided by tekmar to repair defects in materials and / or workmanship of the defective product; or to the exchange of the defective product for a warranty replacement product; or to the granting of credit limited to the original cost of the defective product, and such repair, exchange or credit shall be the sole remedy available from tekmar, and, without limiting the foregoing in any way, tekmar is not responsible, in contract, tort or strict product liability, for any other losses, costs, expenses, inconveniences, or damages, whether direct, indirect, special, secondary, incidental or consequential, arising from ownership or use of the product, or from defects in workmanship or materials, including any liability for fundamental breach of contract.

The pass-through Limited Warranty applies only to those defective Products returned to tekmar during the warranty period. This Limited Warranty does not cover the cost of the parts or labor to remove or transport the defective Product, or to reinstall the repaired or replacement Product, all such costs and expenses being subject to Purchaser’s agreement and warranty with its customers.

Any representations or warranties about the Products made by Purchaser to its customers which are different from or in excess of the tekmar Limited Warranty

are the Purchaser’s sole responsibility and obligation. Purchaser shall indemnify and hold tekmar harmless from and against any and all claims, liabilities and damages of any kind or nature which arise out of or are related to any such representations or warranties by Purchaser to its customers.

The pass-through Limited Warranty does not apply if the returned Product has been damaged by negligence by persons other than tekmar, accident, fire, Act of God, abuse or misuse; or has been damaged by modifications, alterations or attachments made subsequent to purchase which have not been authorized by tekmar; or if the Product was not installed in compliance with tekmar’s instructions and / or the local codes and ordinances; or if due to defective installation of the Product; or if the Product was not used in compliance with tekmar’s instructions.

THIS WARRANTY IS IN LIEU OF ALL OTHER WARRANTIES, EXPRESS OR IMPLIED, WHICH THE GOVERNING LAW ALLOWS PARTIES TO CONTRACTUALLY EXCLUDE, INCLUDING, WITHOUT LIMITATION, IMPLIED WARRANTIES OF MERCHANTABILITY AND FITNESS FOR A PARTICULAR PURPOSE, DURABILITY OR DESCRIPTION OF THE PRODUCT, ITS NON-INFRINGEMENT OF ANY RELEVANT PATENTS OR TRADEMARKS, AND ITS COMPLIANCE WITH OR NON-VIOLATION OF ANY APPLICABLE ENVIRONMENTAL, HEALTH OR SAFETY LEGISLATION; THE TERM OF ANY OTHER WARRANTY NOT HEREBY CONTRACTUALLY EXCLUDED IS LIMITED SUCH THAT IT SHALL NOT EXTEND BEYOND TWENTY-FOUR (24) MONTHS FROM THE PRODUCTION DATE, TO THE EXTENT THAT SUCH LIMITATION IS ALLOWED BY THE GOVERNING LAW.

**Product Warranty Return Procedure** All Products that are believed to have defects in workmanship or materials must be returned, together with a written description of the defect, to the tekmar Representative assigned to the territory in which such Product is located. If tekmar receives an inquiry from someone other than a tekmar Representative, including an inquiry from Purchaser (if not a tekmar Representative) or Purchaser’s customers, regarding a potential warranty claim, tekmar’s sole obligation shall be to provide the address and other contact information regarding the appropriate Representative.

**Need help? Go to our website or contact us.**

tekmarControls.com | tekmar.customerservice@wattswater.com | 1-800-438-3903



**A WATTS Brand**

All specifications are subject to change without notice.

Tel: 1-800-438-3903 • Fax: (250) 984-0815  
tekmarControls.com